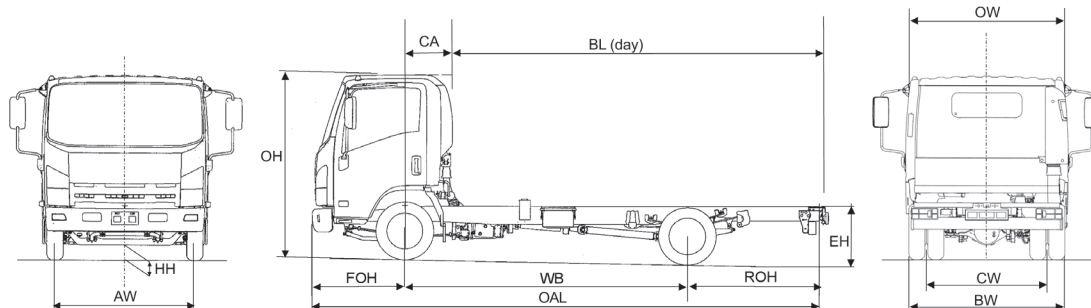



ISUZU URBAN N75.150

7.5T GVW

(Manual transmission) 4x2 rigid

EURO VI



UK Standard vehicle plated weights (kg)

GVW	7500
GTW	8250
GTW Optional	11000

UK Axle design weights (kg)

Front	3100
Rear	6000

Weights (kg)

Cab type		day	day	day
Wheelbase	WB	3365	3815	4475
Vehicle Mass Unladen	Front	1665	1695	1765
	Rear	955	945	930
Total		2620	2640	2695
GVW		7500	7500	7500
Max. Permissible Trailer Weight		3500	3500	3500
Body & Payload Allowance		4880	4860	4805

Dimensions (mm)

Overall Length	OAL	5985	6635	7815
Overhang - Front	FOH	110	110	110
Overhang - Rear	ROH	1510	1710	2230
Cab Gap	CB	170	170	170
C/L Front Axle to Rear of Cab	CA	550	550	550
Recommended Body Length	BL	4267	4876	6096
Chassis Frame Width		850	850	850
Recommended Body Width		2286	2286	2286
Recommended Maximum Body Width		2387 [†]	2387 [†]	2387 [†]
Cab Width	OW	2040	2040	2040
Overall Height (Unladen)	OH	2265	2265	2265
Chassis Height (Unladen)	EH	805	800	780
Minimum Road Clearance	HH	190	190	190
Track - Front	AW	1680	1680	1680
Track - Rear	CW	1650	1650	1650
Rear Axle Width	BW	2129	2129	2129

[†] Wide mirror arms apply at extra cost.

1. Unladen weights excludes driver, fuel, Ad Blue. Includes spare wheel + carrier (Tolerance $\pm 3\%$).
2. Body lengths are given as a guide only. Bodybuilders are responsible for ensuring all legal requirements are met.
3. Maximum body lengths are calculated to remain within the maximum permitted overhang in the UK of 60% of the wheelbase. Cab gaps may vary.
4. Isuzu Truck (UK) Ltd. shall have no liability whatsoever should the information supplied have incorrect data, descriptions or illustrations.

ISUZU URBAN N75.150

7.5T GVW

(Manual transmission) 4x2 rigid

EURO VI



Mechanical Specification (standard equipment)

Engine 4JJ1TC

Isuzu turbo intercooled
4 cylinder diesel DOHC
Euro VI
Bore: 95.4mm
Stroke: 104.9mm
Capacity: 2999cc
Max Power: 110kW
(150 PS) at 2800rpm
Max Torque: 375Nm
between 1600-2800rpm
Injection Type: Common
rail
Euro VI Compliance: EGR-
(Exhaust Gas Recirculation)
with DPD (Diesel Particulate
Diffuser) SCR Adblue and
OBD

Fuel Tank

Capacity: 92 litres
Adblue: 16 litres

Transmission

6 speed synchromesh
manual MYY6S overdrive
Ratios: 1st 5.979
2nd 3.434
3rd 1.862
4th 1.297
5th 1.000
6th 0.759
reverse 5.701
Rear Axle Ratio: 5.57:1
Tyres: 215/75 R17.5 radial
Wheels: 6.00J x 17.5,
6-stud

Cab Exterior

Aerodynamic Isuzu
Hexapod design white
all-steel with roof outline
markers
Manual tilt to 45 deg.
Chrome radiator grille
Laminated windscreen
Plastic resin non-slip entry
steps
90 deg. opening doors
Zinc galvanised frame
structure
Steel reinforced composite
front bumper with fog and
daytime running lamps
2 halogen head lamps with
indicators
Front mudguards with
spray suppression
Keyless door entry and
immobiliser
Aluminium rear bumper

Frame

Parallel ladder type
channel section straight
side rails, rivet less upper
flange

Cooling

Radiator: Tube and fin type
with fan and viscous clutch
Frame mounted fuel cooler

Clutch

325mm diaphragm type
with hydraulic actuation

Cab Interior

Flame-resistant interior
trim
Vinyl floor matting
Pillar mounted entrance
grab handles both sides
SRS airbags driver and
passenger

Seats (all cloth)

Driver's fully adjustable
suspension seat with head
restraint (optional on crew
cab)
Dual passenger seat,
folding back centre with
tray
Driver and outer
passenger retractable
diagonal seat belts, with
pre-tensioner
Centre seat lap belt
4-seat passenger (crew
cab) with lap belts

Vision

Large foldable, heated
mirrors
Interior rear view mirror
on collapsible mounting
Driver and passenger sun
visors
Deep cut side windows to
reduce blind spots
Electric windows with
driver control and lock

Heating & Ventilation

4-speed blower
Multiple cab vents

Axles

Front: Reverse Elliott
I-Beam
Rear: Banjo fully floating

Suspension

Front: Semi-elliptical alloy

steel leaf springs with
hydraulic shock absorbers
and anti-roll bar
Rear: Semi-elliptical alloy
steel leaf springs with
hydraulic shock absorbers
and anti-roll bar

Steering

Recirculating ball type
with full integral hydraulic
power assistance
Tilt and telescopic steering
column

Brakes

System: ABS Power
assisted divided
hydraulic, Vacuum Servo
with electronic brake
distribution and anti slip
regulation, Electronic
Vehicle Stability Control
Front: 310mm ventilated
discs with asbestos free
pads
Rear: 310mm ventilated
discs with asbestos free
pads
Park: Mechanical drum
brake rear of transmission

Instruments

Speedometer with
odometer & trip
Rev counter
Fuel gauge
Engine coolant temperature
Multi information display
provides information on
servicing, emissions and
fuel economy
Digital Tachograph

Switches & Electrical

Steering column mounted
combination switch for
indicators, head lamps
(high beam), front and
rear fog lights
Wiper and washer (2-speed
and intermittent)
Steering wheel horn
Engine idle control
Hazard lights
Head lamp levelling
Interior light
Heated mirror
Key operation for quick
cold start, start and stop
Engine quick warm-up
Cigarette lighter
Central locking

Reverse warning
DPD engage
EVSC off
ASR off
Exhaust brake
Heater stage
Electronic vehicle speed
limiter set at 56mph
(90kph)

Warning/Indicator Lamps

Battery charge
Oil pressure
Low fuel
Glow plug operation
High beam and indicators
Parking brake on
Fuel/water separator
Check engine
DPD operation
Engine over heat
Adblue level
EVSC
ABS
Exhaust brake operation
Front and rear fog
SVS
Seat belt
Brake system
SRS air bag
Brake vacuum loss

Tool Kit

Jack, with a small
selection of hand tools

Radio

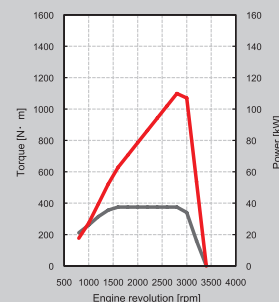
Radio/CD Player package

Storage Space

Compartment box
Centre console tray
Door pockets
Overhead roof shelf
Storage bin (behind seats)
Card holder

Ancillaries

Starter: Reduction type
24V - 4.0kW
Alternator: 24 V - 80 Amp
Quick Start: 4 glow plugs
on start relay
Battery: 2 x 12 V 75 AH
(maintenance free)



The following optional items are available:

- Isuzu Branded Mats
- Aerodynamic Body Kits
- Satellite Navigation
- Reversing Aids
- PTO Switch
- Telematics

For further information
please contact your local
dealer, ring us directly on

01707 28 29 30

or visit our website

www.isuzutruck.co.uk

Isuzu Truck (UK) Ltd,
Isuzu House, 164 Great
North Road, Hatfield,
Hertfordshire AL9 5JN

ISUZU