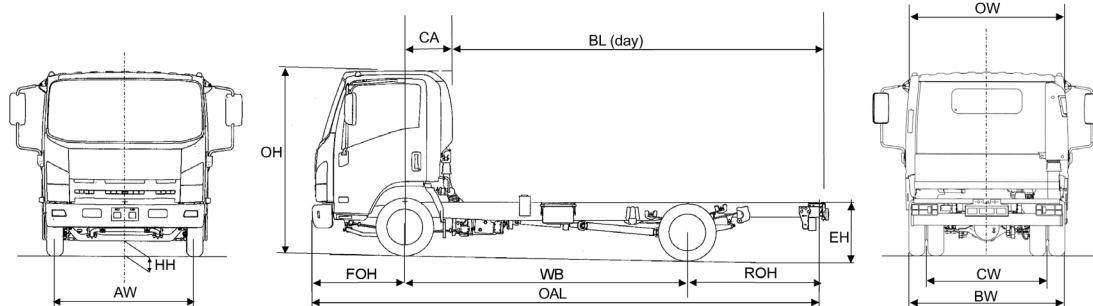



## ISUZU 'GRAFTER' N35.150(T)

## 3.5T GVW

4x2 rigid twin rear wheels

EURO VI

UK Standard vehicle  
plated weights (kg)

GVW	3500
GTW	7000

## UK Axle design weights (kg)

Front	2100
Rear	2435

## Weights (kg)

Cab type		day	day
Wheelbase	WB	2750	3350
Vehicle Mass Unladen	Front	1490	1480
	Rear	600	630
<b>Total</b>		<b>2090</b>	<b>2110</b>
GVW		3500	3500
Max. Permissible Trailer Weight		3500	3500
Body & Payload Allowance		xxxx	1390

## Dimensions (mm)

Overall Length	OAL	6025
Overhang - Front	FOH	1110
Overhang - Rear	ROH	1565
Cab Gap	CB	130
C/L Front Axle to Rear of Cab	CA	463
Recommended Body Length	BL	4267
Chassis Frame Width		700
Recommended Body Width		1982
Recommended Maximum Body Width		2120
Cab Width	OW	1770
Overall Height (Unladen)	OH	2160
Chassis Height (Unladen)	EH	725
Minimum Road Clearance	HH	190
Track - Front	AW	1475
Track - Rear	CW	1425
Rear Axle Width	BW	1855

1. Unladen weights include driver 75kg, 90% fuel. (Tolerance  $\pm 3\%$ ).
2. Body lengths are given as a guide only. Bodybuilders are responsible for ensuring all legal requirements are met.
3. Maximum body lengths are calculated to remain within the maximum permitted overhang in the UK of 60% of the wheelbase. Cab gaps may vary.
4. Isuzu Truck (UK) Ltd. shall have no liability whatsoever should the information supplied have incorrect data, descriptions or illustrations.

# ISUZU 'GRAFTER' N35.150(T)

## 3.5T GVW

4x2 rigid twin rear wheels

EURO VI



### Mechanical Specification (standard equipment)

#### Engine 4JJ1TC

Isuzu turbo intercooled DOHC 4 cylinder diesel (Euro VI)  
Bore: 95.4mm  
Stroke: 104.9mm  
Capacity: 2999cc  
Max Power: 110kW (150 PS) at 2800rpm  
Max Torque: 375Nm between 1600-2800rpm  
Injection Type: Common rail  
Euro VI Compliance: EGR (Exhaust Gas Recirculation) with DPD (Diesel Particulate Diffuser), SCR Adblue and OBD

#### Fuel Tank

Capacity: 90 litres

#### Transmission

5-speed synchromesh MYY5A overdrive  
Ratios: 1st 5.315:1  
2nd 5.315:1  
3rd 1.655:1  
4th 1.000:1  
5th 0.721:1  
reverse 5.068:1  
Rear Axle Ratio: 3.909:1  
Tyres: 205/75 R16C radial  
Wheels: 5.50J x 16, 5-stud

#### Cab Exterior

Aerodynamic Isuzu Hexapod design white all-steel  
Manual tilt to 45 deg  
Laminated windscreen  
Plastic resin non-slip entry steps  
90 deg. opening doors  
Zinc galvanised frame structure  
2 flush mounted halogen headlamps with side mounted indicators  
Front tyre mudguards with spray suppression  
Steel reinforced composite front bumper with fog and daytime running lamps  
Chrome radiator grille  
Keyless door entry and immobiliser  
Steel rear bumper

#### Frame

Ladder type channel section straight side rails, riveted upper flanges

#### Cooling

Radiator: Tube and fin type with fan and viscous clutch  
Frame mounted fuel cooler

#### Clutch

300mm diaphragm type with hydraulic actuation

#### Cab Interior

Flame resistant interior trim  
Vinyl floor matting  
Pillar mounted entrance grab handles both sides  
SRS airbags driver and passenger

#### Seats (all cloth)

Driver's fully adjustable seat with head restraint  
Dual passenger seat with folding back  
Driver and outer passenger retractable diagonal seat belts, with pre-tensioner  
Centre seat lap belt

#### Vision

Large foldable door mirrors  
Interior rear view mirror on collapsible mounting  
Driver and passenger sun visors  
Deep cut side windows to reduce blind spots  
Electric windows with driver control

#### Heating & Ventilation

4-speed blower  
Multiple cab vents

#### Axles

Front: Reverse Elliott I-Beam  
Rear: Banjo fully floating

#### Suspension

Front: Semi elliptical alloy steel leaf springs with hydraulic shock absorbers

Rear: Semi elliptical alloy steel leaf springs with hydraulic double acting telescopic shock absorbers

#### Steering

Recirculating ball type with full integral hydraulic power assistance  
Tilt and telescopic steering column

#### Brakes

System: ABS divided hydraulic, vacuum servo assisted with ASR + EVSC  
Front: 293mm ventilated discs with asbestos-free pads  
Rear: 275mm ventilated discs with asbestos-free pads  
Park: Mechanical drum brake rear of transmission

#### Instruments

Speedometer with odometer and trip  
Rev counter  
Fuel gauge  
Engine coolant temperature  
Multi information display provides data on servicing, emissions and fuel economy

#### Switches & Electrical

Steering column mounted combination switch for indicators, headlamps (high beam), side and rear fog lights  
Wiper and washer (2-speed and intermittent)  
Steering wheel horn  
Engine Idle control  
Hazard lights  
Headlamp levelling  
Interior light  
Key operation for quick cold start, start and stop  
Engine quick warm-up  
Cigarette lighter  
Central locking  
Reverse warning  
DPD operation  
Front fog lights  
EVSC off  
ASR off  
Exhaust brake  
Heater stage

#### Warning/Indicator Lamps

Battery charge  
Oil pressure  
Low fuel  
Glow plug operation  
High beam and indicators  
Parking brake on  
Fuel/water separator  
Check engine  
DPD operation  
Engine over heat  
Adblue level  
EVSC  
ABS  
SRS/airbag  
Exhaust brake operation  
Front and rear fog  
SVS  
Seat belt  
Brake system  
Brake vacuum loss

#### Tool Kit

Jack, with a small selection of hand tools

#### Radio

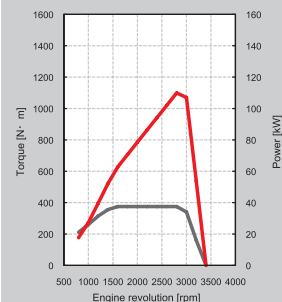
Radio / CD Player package

#### Storage Space

Compartment box  
Centre console tray  
Door pockets  
Centre facia pocket  
Pop out type cup holder  
Overhead roof shelves  
Drivers seat back pocket  
Card holder

#### Ancillaries

Starter: Reduction type 24 V - 4.0kW  
Alternator: 24 V - 50 Amp  
Quick Start: 4 glow plugs on start relay  
Battery: 2 x 12 V - 75 AH (maintenance free)



#### The following optional items are available:

- Isuzu Branded Mats
- Satellite Navigation
- Reversing Aids
- Digital Tachograph
- Road Speed Limiter
- PTO Switch
- Telematics
- Aerodynamic Body Kits

For further information please contact your local dealer, ring us directly on **01707 28 29 30** or visit our website [www.isuzutruck.co.uk](http://www.isuzutruck.co.uk)

**Isuzu Truck (UK) Ltd,**  
Isuzu House, 164 Great North Road, Hatfield, Hertfordshire AL9 5JN

**ISUZU**