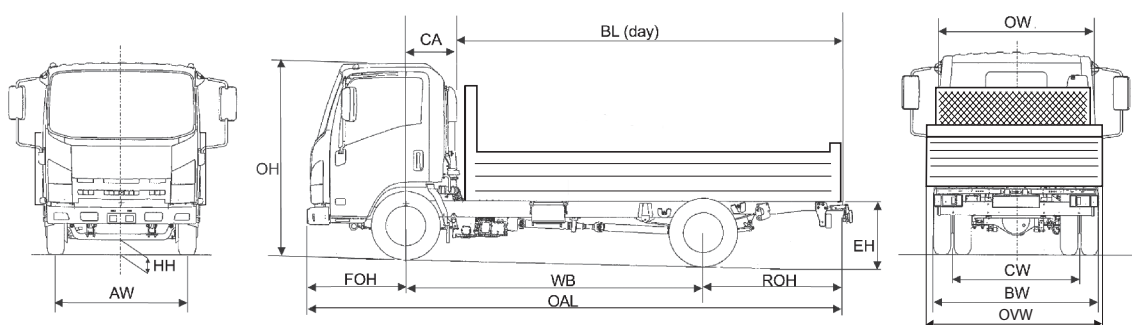



ISUZU 'GRAFTER' N35.120(TT)

3.5T GVW

(Manual transmission) 4x2 rigid twin rear wheels tipper

EURO 5b+



Weights (kg)

Cab type		day
Wheelbase	WB	2480
Vehicle Mass Unladen	Front	1490
	Rear	835
Total		2325
GVW		3500
Max. Permissible Trailer Weight		3500*
Payload		1175

Dimensions (mm)

Overall Length	OAL	4895
Overhang - Front	FOH	1110
Overhang - Rear	ROH	1305
Cab Gap	CB	130
C/L Front Axle to Rear of Cab	CA	463
Body Length	BL	3182
Height of Body Sides		400
Chassis Frame Width		700
Body Width		2000
Cab Width	OW	1770
Overall Height (Unladen)	OH	2140
Body Bed Height (Unladen)	EH	940
Minimum Road Clearance	HH	165
Track - Front	AW	1475
Track - Rear	CW	1425
Rear Axle Width	BW	1855
Overall Vehicle Width	OVW	2000

* Driver licence and tachograph regulations apply.

1. Unladen weights excludes driver & fuel. (Tolerance $\pm 3\%$).
2. Body lengths are given as a guide only. Bodybuilders are responsible for ensuring all legal requirements are met.
3. Maximum body lengths are calculated to remain within the maximum permitted overhang in the UK of 60% of the wheelbase. Cab gaps may vary.
4. Isuzu Truck (UK) Ltd. shall have no liability whatsoever should the information supplied have incorrect data, descriptions or illustrations.

UK Standard vehicle plated weights (kg)

GVW	3500
GTW	7000

UK Axle design weights (kg)

Front	2100
Rear	2435

Body Specification

- Fully galvanised steel sub frames
- Fully galvanised steel tipping gear
- Multistage direct lift under floor ram
- Wander lead control complete with 'Body Up' warning light
- Dual tone audible warning buzzer
- Electro hydraulic power pack with thermoplastic oil reservoir
- Hose burst safety valve
- Rubber moulded anti vibration body rests
- Fully galvanised gantry
- Cab protection infill panel
- 18mm alloy 'Tippadek' heavy duty interlocking floor system
- 400mm high alloy 2 piece mill finish drop side boards with heavy duty recessed spring catches
- 400mm high alloy 2 piece mill finish tailboard with 2-way hinge assembly and rubber stops
- Fully galvanised heavy duty removable rear corner posts
- Heavy duty under floor tie points either side
- Half round thermoplastic mud wings
- Integral body prop-powder coated Yellow
- Safety decals

ISUZU

ISUZU 'GRAFTER' N35.120(TT)

3.5T GVW

(Manual transmission) 4x2 rigid twin rear wheels tipper

EURO 5b+



Mechanical Specification (standard equipment)

Engine 4JJ1TC

Isuzu turbo intercooled DOHC 4 cylinder diesel (Euro 5b+)
 Bore: 95.4mm
 Stroke: 104.9mm
 Capacity: 2999cc
 Max Power: 88kW (120 PS) at 2800rpm
 Max Torque: 300Nm at 1600rpm
 Injection Type: Common rail
 Euro 5b+ Compliance: EGR (Exhaust Gas Recirculation) with DPD (Diesel Particulate Diffuser), Fuel cooler and OBD

Fuel Tank

Capacity: 68 litres

Transmission

5-speed synchromesh
 MYY5T overdrive
 Ratios: 1st 5.315:1
 2nd 3.053:1
 3rd 1.655:1
 4th 1.000:1
 5th 0.721:1
 reverse 5.068:1
 Rear Axle Ratio: 3.909:1
 Tyres: 205R16C - radial
 Wheels: 5.50J x 16, 5-stud

Cab Exterior

Aerodynamic Isuzu Hexapod design white all-steel cab
 Manual tilt to 45 deg.
 Laminated windscreen
 Plastic resin non-slip entry steps
 90 deg. opening cab doors
 Zinc galvanised cab frame structure
 2 flush mounted halogen headlamps with side mounted indicators
 Front tyre mudguards with spray suppression
 Steel reinforced composite front bumper with fog and day time running lamps
 Chrome radiator grille
 Keyless door entry and

immobiliser
 Steel rear bumper

Frame

Ladder type channel section straight side rails, riveted upper flanges

Cooling

Radiator: Tube and fin type with fan and viscous clutch

Clutch

300mm diaphragm type with hydraulic actuation

Cab Interior

Flame-resistant interior trim
 Vinyl floor matting
 Pillar mounted entrance grab handles both sides
 SRS air-bags driver and passenger
Seats (all cloth)
 Drivers fully adjustable with head restraint
 Dual passenger seat with folding back
 Driver and outer passenger retractable diagonal seat belts, with pre-tensioner
 Centre seat lap belt

Vision

Large foldable door mirrors
 Interior rear view mirror on collapsible mounting
 Driver and passenger sun visors
 Deep cut side windows to reduce blind spots
 Electric windows with driver control

Heating & Ventilation

4-speed blower
 Multiple cab vents

Axles

Front: Independent
 Rear: Banjo fully floating

Suspension

Front: Independent coil spring and hydraulic shock absorbers
Rear: Semi elliptical alloy steel leaf springs with hydraulic double acting telescopic shock absorbers

Steering

Relay box and rack and pinion with full integral hydraulic power assistance
 Tilt and telescopic steering column

Brakes

System: Divided hydraulic servo-assisted with ABS, ASR, EVSC
Front: 265mm ventilated discs with asbestos-free pads
Rear: 290x75mm drum with twin actuation self-adjusting asbestos-free linings
Park: Mechanical drum brake rear of transmission

Instruments

Speedometer with odometer and trip
 Rev counter
 Fuel gauge
 Engine coolant temperature

Switches & Electrical

Steering column mounted combination switches for indicators, headlamps (high beam), side and rear fog lights
 Wiper and washer (2-speed and intermittent)
 Steering wheel horn
 Engine idle control
 Hazard lights
 Head lamp levelling
 Interior light
 Key operation for quick cold start, start and stop
 Engine quick warm-up
 Cigarette lighter
 Central locking
 Reverse warning

DPD engage
 Front fog lights
 EVSC off
 ASR off
 Heater stage

Warning/Indicator Lamps

Battery charge
 Oil pressure
 Low fuel
 Glow plug operation
 High beam and indicators
 Parking brake on
 Fuel/water separator
 Check engine
 DPD operation
 Engine over heat
 EVSC
 ABS
 Front and rear fog
 SVS
 Seat belt
 Brake system
 SRS air bag
 Brake vacuum loss

Tool Kit

Jack, with a small selection of hand tools

Radio

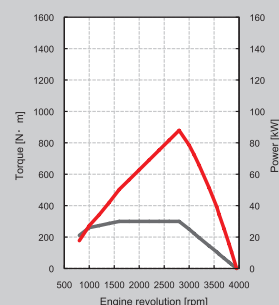
Radio / CD Player package

Storage Space

Compartment box
 Centre console trays
 Door pockets
 Centre facia pockets
 Pop out type cup holder
 Overhead roof shelf
 Drivers seat back pocket
 Card holder

Ancillaries

Starter: Reduction type
 24 V - 4.0kW
Alternator: 24 V - 50 Amp
Quick Start: 4 glow plugs on start relay
Battery: 2 x 12 V - 75 AH (maintenance free)



The following optional items are available:

- Isuzu Branded Mats
- Suspension Seat
- Satellite Navigation
- Reversing Aids
- Digital Tachograph
- Road Speed Limiter
- PTO Switch
- Telematics

For further information please contact your local dealer, ring us directly on

01707 28 29 30

or visit our website

www.isuzutruck.co.uk

Isuzu Truck (UK) Ltd,
 Isuzu House, 164 Great North Road, Hatfield, Hertfordshire AL9 5JN

ISUZU